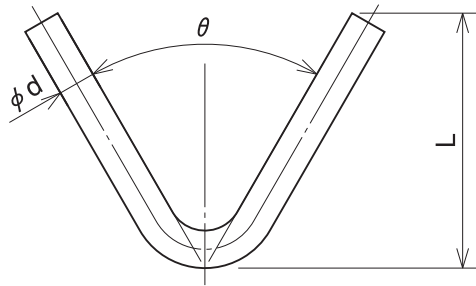


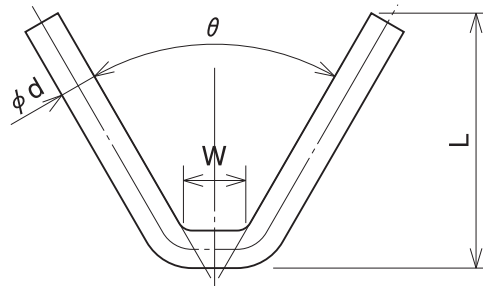
VM1



VM1	Type indication	θ -VM1- ϕd -L
VM1F	Type indication	θ -VM1F- ϕd -L

The "F" at the end of each product name indicates flux processing of automatic welding.

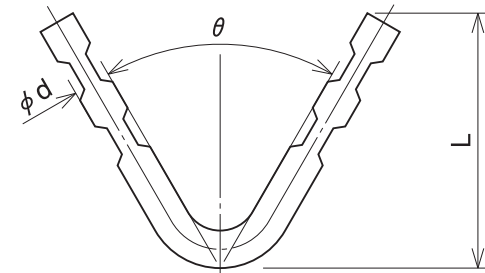
VM3



VM3	Type indication	θ -VM3- ϕd -L-W
-----	-----------------	------------------------------

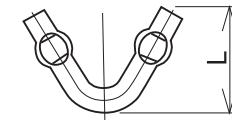
Example of description: 60-VM3-10-50-15

VM3A



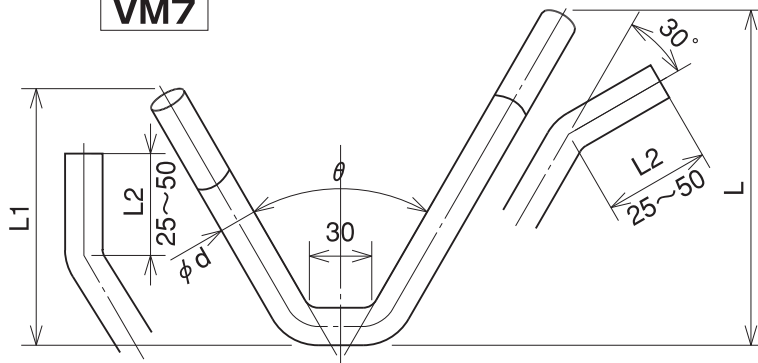
VM3A	Type indication	θ -VM3A- ϕd -L
------	-----------------	-----------------------------

When the L size is smaller, the corrugation direction could be in the direction shown in this drawing.



Line diam.	L size
$\phi 10$ or under	35 or smaller
$\phi 12$ or more	40 or smaller

VM7



VM7	Type indication	θ -VM7- ϕd -L-L1-L2
-----	-----------------	----------------------------------

Line diam.	No. of corrugations for the L size		
	54 or under	55 or more	60 or more
8	1	2	2
9	1	2	2
10	1	2	2
12	1	1	2
13	1	1	2
14	1	1	2
16	1	1	2

V anchor metal

VM1. VM3. VM3A. VM7

Drawing No.

144

NAMITAKIKO CO.,LTD.